



NATIONAL BUREAU OF STATISTICS

Premium Motor Spirit (Petrol) Price Watch

(DECEMBER 2025)

Report Date: January 2026

Data Source: National Bureau of Statistics (NBS)

CONTENT

Methodology	3
Executive Summary	4
Average PMS Prices Across States	5
Average PMS Prices Across Zones	6
12 Months Average Prices	7
Appendix	8
Contact	9



METHODOLOGY

The data collection was conducted in sample outlets spread across 774 local government areas in all the 36 states and the FCT, Abuja. The data was collected from over 10,000 respondents located in the outlets. The estimates were derived from the weights generated from household expenditure on fuel and the actual prices households bought those fuels. This data collection exercise was done by over 700 NBS staff in all the states and the FCT and were closely monitored by quality control officers with sophisticated monitoring guidelines. The average prices are reported for each state and the FCT, Abuja accordingly.

EXECUTIVE SUMMARY


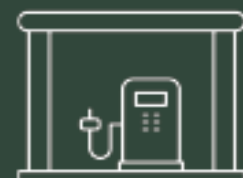
The average retail price paid by consumers for Premium Motor Spirit (Petrol) for December 2025 was ₦1,048.63, indicating a 11.81% decrease compared to the value recorded in December 2024 (₦1,189.12). Likewise, comparing the average price value with that of the previous month (i.e., November 2025), the average retail price decreased by 1.20% from ₦1061.35.

On State profile analysis, Kogi State had the highest average retail price for Premium Motor Spirit (Petrol), at ₦1,104.45. Imo and Yobe States were next, with ₦1,086.26 and ₦1,081.80, respectively. Conversely, Oyo, Kebbi and Nasarawa States had the lowest average retail prices for Premium Motor Spirit (Petrol), at ₦996.55, ₦1,003.08, and ₦1,011.05, respectively.

Lastly, on the Zonal profile, the North East Zone had the highest average retail price of ₦1,073.67, while the South West Zone had the lowest price of ₦1,029.51.

PREMIUM MOTOR SPIRIT (PETROL) PRICE WATCH - DECEMBER 2025

Average PMS Prices Across States



STATES WITH THE HIGHEST AVERAGE PRICES

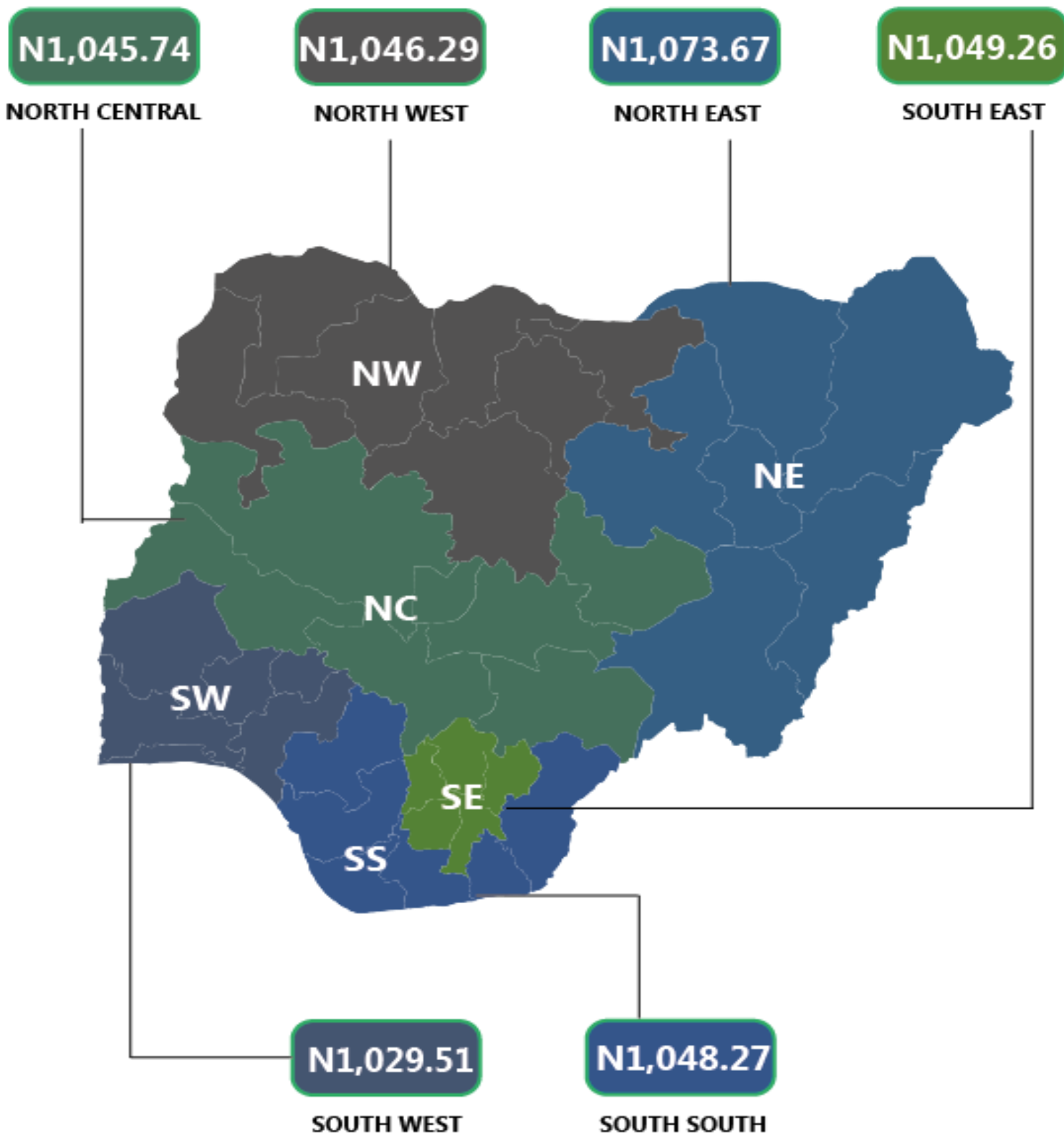
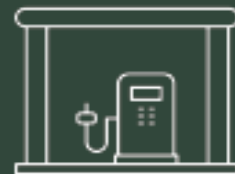
KOGI	↔	N1,104.45
IMO	↔	N1,086.26
YOBE	↔	N1,081.80

STATES WITH THE LOWEST AVERAGE PRICES

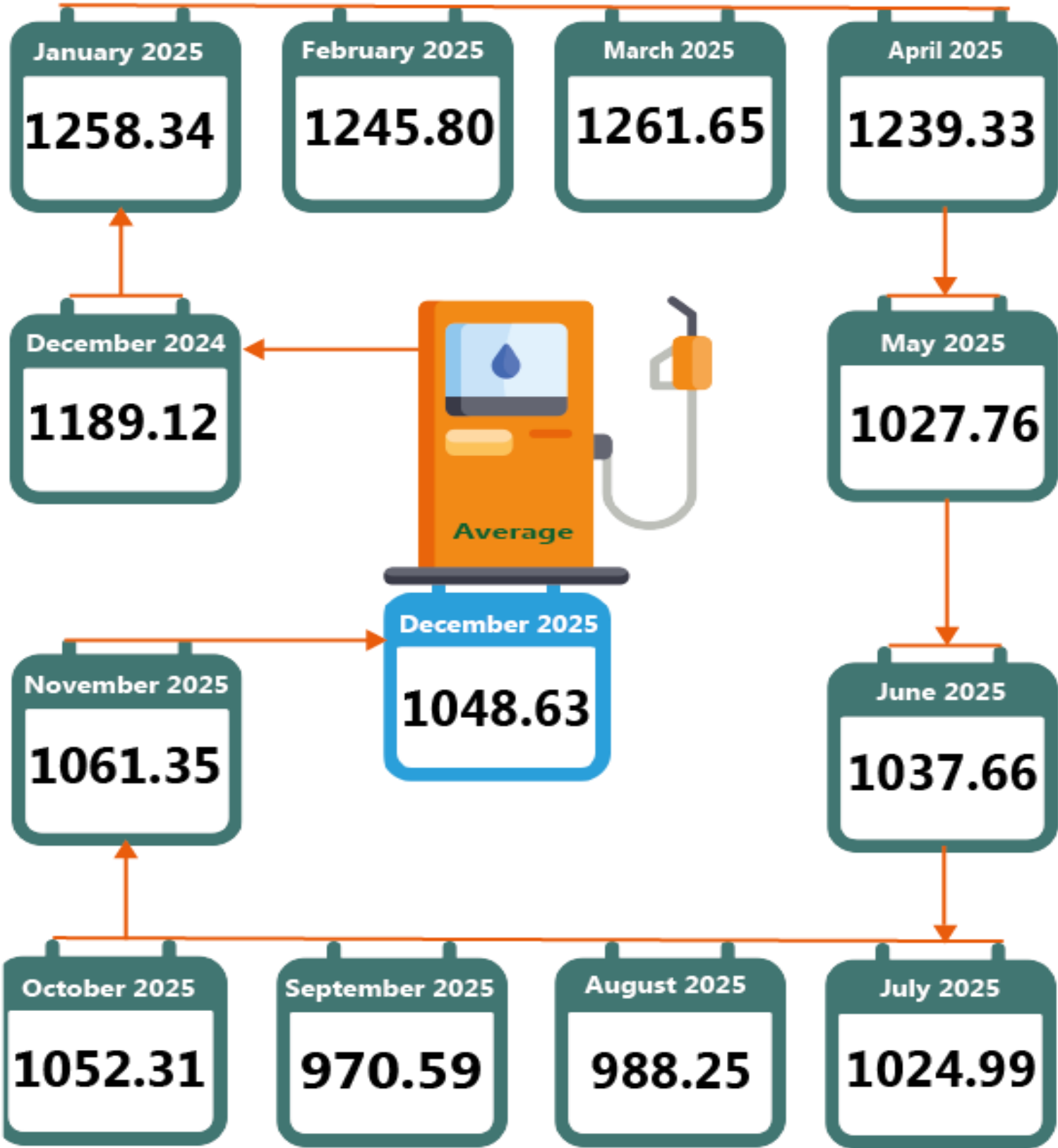
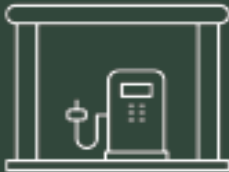
OYO	↔	N996.55
KEBBI	↔	N1,003.08
NASARAWA	↔	N1,011.05

PREMIUM MOTOR SPIRIT (PETROL) PRICE WATCH - DECEMBER 2025

Average PMS Prices Across Zones



PREMIUM MOTOR SPIRIT (PETROL) PRICE WATCH
- DECEMBER 2025
12 Months Average Prices



APPENDIX

	Dec-24	Nov-25	Dec-25	MoM	YoY
NORTH CENTRAL	1178.75	1064.73	1045.74	-1.78	-11.28
Abuja	1102.25	1065.74	1033.78	-3.00	-6.21
Benue	1234.55	1080.92	1034.43	-4.30	-16.21
Kogi	1188.18	1110.00	1104.45	-0.50	-7.05
Kwara	1133.08	1062.68	1028.52	-3.21	-9.23
Nasarawa	1157.14	1015.12	1011.05	-0.40	-12.63
Niger	1176.07	1062.55	1061.21	-0.13	-9.77
Plateau	1260.00	1056.13	1046.71	-0.89	-16.93
NORTH EAST	1245.90	1084.04	1073.67	-0.96	-13.82
Adamawa	1301.33	1055.72	1052.75	-0.28	-19.10
Bauchi	1183.48	1082.60	1079.61	-0.28	-8.78
Borno	1282.38	1133.86	1072.04	-5.45	-16.40
Gombe	1176.13	1067.51	1075.73	0.77	-8.54
Taraba	1307.05	1079.18	1080.06	0.08	-17.37
Yobe	1225.00	1085.37	1081.80	-0.33	-11.69
NORTH WEST	1175.23	1067.51	1046.29	-1.99	-10.97
Jigawa	1258.46	1070.58	1059.72	-1.01	-15.79
Kaduna	1161.20	1050.96	1052.27	0.12	-9.38
Kano	1152.14	1061.33	1063.04	0.16	-7.73
Katsina	1187.50	1060.11	1051.36	-0.83	-11.46
Kebbi	1194.00	1043.76	1003.08	-3.90	-15.99
Sokoto	1113.33	1118.83	1035.47	-7.45	-6.99
Zamfara	1160.00	1067.00	1059.11	-0.74	-8.70
SOUTH EAST	1244.24	1059.11	1049.26	-0.93	-15.67
Abia	1224.67	1040.42	1032.12	-0.80	-15.72
Anambra	1238.76	1068.24	1066.60	-0.15	-13.90
Ebonyi	1280.41	1062.08	1044.03	-1.70	-18.46
Enugu	1278.47	1037.68	1017.28	-1.97	-20.43
Imo	1198.89	1087.13	1086.26	-0.08	-9.39
SOUTH SOUTH	1187.84	1054.63	1048.27	-0.60	-11.75
Akwa Ibom	1146.94	1064.33	1059.43	-0.46	-7.63
Bayelsa	1161.88	1073.91	1058.08	-1.47	-8.93
Cross River	1228.19	1047.44	1051.50	0.39	-14.39
Delta	1282.71	1035.42	1028.61	-0.66	-19.81
Edo	1142.40	1041.23	1029.78	-1.10	-9.86
Rivers	1164.91	1065.43	1062.25	-0.30	-8.81
SOUTH WEST	1116.00	838.41	1024.81	22.23	-8.17
Ekiti	1120.00	1056.32	1048.43	-0.75	-6.39
Lagos	1106.33	1021.14	1030.77	0.94	-6.83
Ogun	1106.07	1064.99	1026.32	-3.63	-7.21
Ondo	1137.78	1025.04	1028.52	0.34	-9.60
Osun	1137.06	1051.82	1046.49	-0.51	-7.97
Oyo	1088.75	997.39	996.55	-0.08	-8.47
Grand Total	1189.12	1061.35	1048.63	-1.20	-11.81

CONTACT



National Bureau of Statistics

Head Office
No. 1, Wole Olanipekun Street,
Formerly, Plot 762, Independence Avenue,
Off Constitution Avenue,
CBD, Abuja, F.C.T.

Bonaventure Nwosu

Information Desk
Head, Communication and Public Relations
Department (C&PRD)
Phone +2348033109882
bnwosu@nigerianstat.gov.ng

Moses Mathew

Statistical Information Officer
Department (C&PRD)
Phone +2347069071157
matmoses@nigerianstat.gov.ng



@nbs_nigeria



NBSNIGERIA



Nbs_nigeria

